


TRUSS-T HANGER®

Truss-T Hanger® For hanging electrical, fire suppression, plumbing and HVAC in open web bar joist



Top Chord

- Fits under the top flute of common metal deck profiles
- Distributes load evenly
- Quick and easy to install
- 1200 Lb. load rating (refer to approvals)



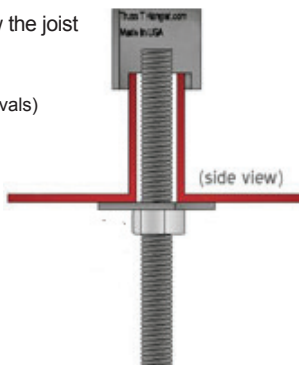
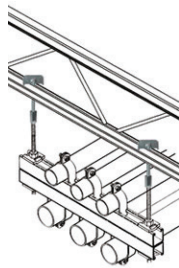
Product Features

- UL Listed to support 8" max schedule 40 pipes
- Distributes load evenly over the center bar joist, eliminates angle iron distortion.
- Quick and easy installation of a trapeze.
- Provides rigid seismic restraint.
- Seismic bracing not required when used in top chord applications. (9.3.5.3.8 NFPA 13).
- Recommended for use with integrated nut/washer or transitional coupling. (both sold separately)



Bottom Chord

- Can be installed from below the joist
- Distributes load evenly
- Quick and easy to install
- 1200 Lb. rating (refer to approvals)



- Can be installed from below the joist
- No special tools required



MADE IN USA

Patented

Approvals	Rod Size	Part Number	Model	Description	UL Test Load (lbs)	UL Load Rating (lbs)	Listed Application Approvals	Box Qty
TOP CHORD MODELS								
	3/8"	8296900	HD38TC	3/8" Top Chord Truss-T Hanger® Pipe Hanger	6075	1200	Maximum 4" Schedule 40 pipe Luminaire Fittings Conduit and Cable	25
	1/2"	8298900	HD12TC	1/2" Top Chord Truss-T Hanger® Pipe Hanger	6075	1200	Maximum 8" Schedule 40 pipe Luminaire Fittings Conduit and Cable	25
BOTTOM CHORD MODELS								
	3/8"	8297900	HD38BC	3/8" Bottom Chord Truss-T Hanger® Pipe Hanger	6075	1200	Maximum 4" Schedule 40 pipe Luminaire Fittings Conduit and Cable	25
	1/2"	8299900	HD12BC	1/2" Bottom Chord Truss-T Hanger® Pipe Hanger	6075	1200	Maximum 8" Schedule 40 pipe Luminaire Fittings Conduit and Cable	25
Approvals	Part Number	Model	Description	Material Specification	Nut Diameter	Square Washer Dimension	Square Washer Thickness	Box Qty
ACCESSORIES								
	8287910	K38ZP2	3/8" Integrated (one piece) Nut/Washer	1010 Carbon Steel w/ Electro Zinc Plate	3/8-16	2"	0.13"	25
	8288910	K12ZP	1/2" Integrated (one piece) Nut/Washer	1010 Carbon Steel w/ Electro Zinc Plate	1/2-13	1-1/2"	0.13"	25
	8198900	C12ZP	1/2" Transitional Coupling (All Thread to 1/2" NPT)	Zinc Plated Carbon Steel				25

